













NORTH  **GROUND FLOOR**
KEY PLAN

1 **FLOOR PLAN**
SCALE: 3/32"=1'-0"

FLOOR PLANS MAY NOT BE TO SCALE AND MAY NOT REFLECT EXISTING CONDITIONS AND SHALL NOT BE RELIED UPON AS SUCH THESE DRAWINGS ARE DESIGN INTENT AND ARE AN EXHIBIT TO THE LEASE

LEGEND			
EXISTING	NEW	LOW	DEMO
			
WALLS			
			
NEW/RELOCATED DOOR			
			

ISSUE DATES	
DATE	DESCRIPTION
03-24-2023	ISSUE FOR REVIEW

WESTHEIMER CENTRAL
11200 WESTHEIMER ROAD HOUSTON, TX 77042
SUITE 910

PROJECT: 631-WESTHEIMER	DRAWN BY: WM
PLT/SCL: 3/32"=1'-0"	CHECKED BY: WM
SHEET SIZE: 8.5 X 11	FILE NAME: 631-WESTHEIMER

SHEET TITLE
EXISTING FLOOR PLAN

SHEET NUMBER
EX-1